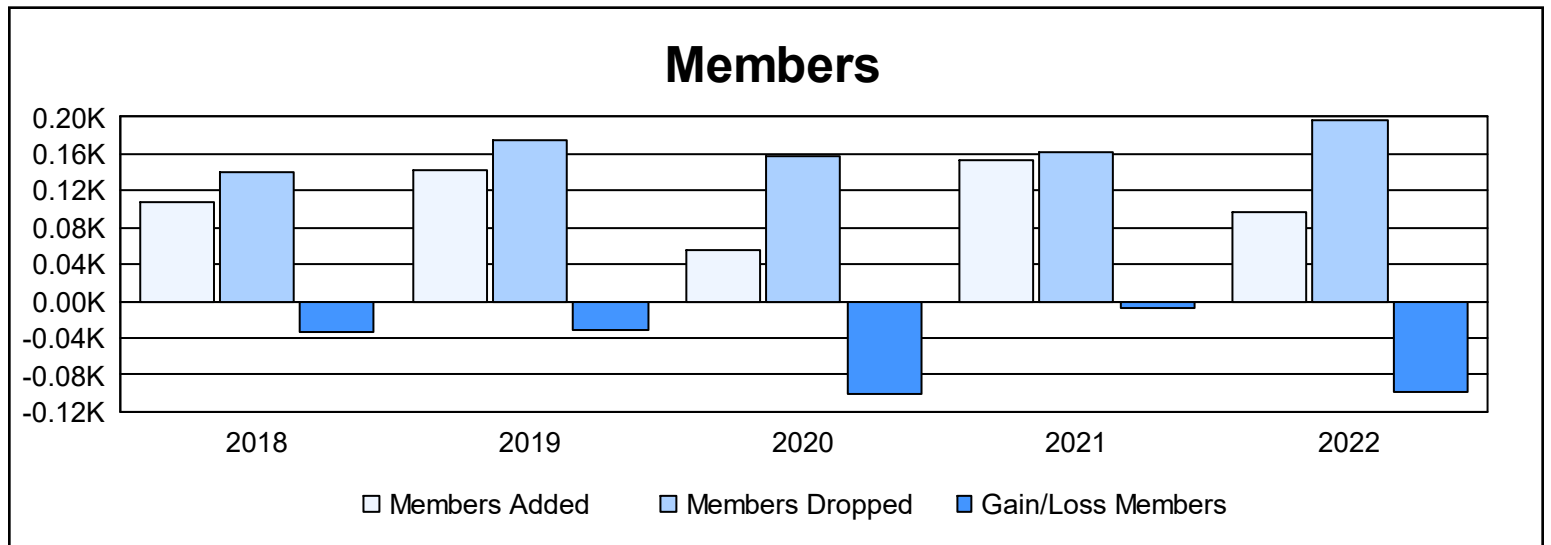
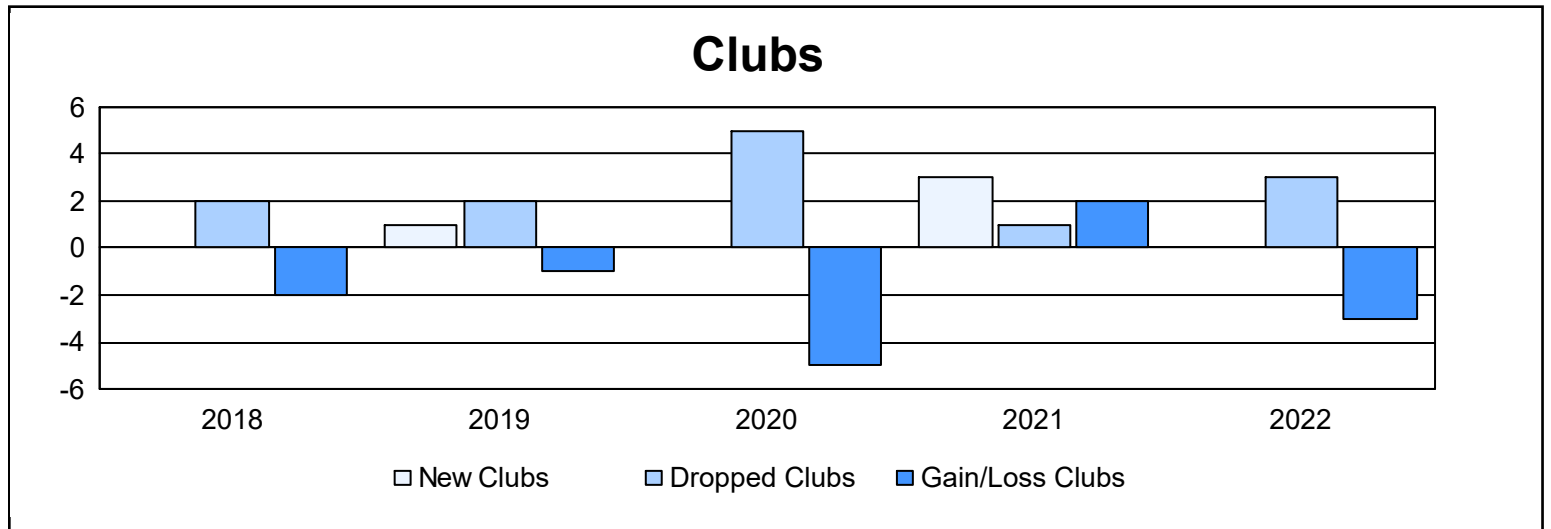
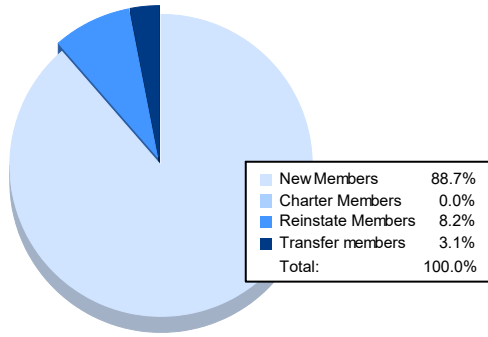


| Year           | New Clubs | Dropped Clubs | Gain/ Loss Clubs | New Members | Charter Members | Reinstate Members | Transfer Members | Total Member Added | Total Members Dropped | Gain/ Loss Members |
|----------------|-----------|---------------|------------------|-------------|-----------------|-------------------|------------------|--------------------|-----------------------|--------------------|
| 2017-2018      | 0         | 2             | -2               | 101         | 0               | 4                 | 2                | 107                | 140                   | -33                |
| 2018-2019      | 1         | 2             | -1               | 109         | 25              | 3                 | 5                | 142                | 174                   | -32                |
| 2019-2020      | 0         | 5             | -5               | 48          | 0               | 6                 | 2                | 56                 | 157                   | -101               |
| 2020-2021      | 3         | 1             | 2                | 56          | 73              | 23                | 2                | 154                | 161                   | -7                 |
| 2021-2022      | 0         | 3             | -3               | 86          | 0               | 8                 | 3                | 97                 | 196                   | -99                |
| <b>Average</b> | <b>1</b>  | <b>3</b>      | <b>-2</b>        | <b>80</b>   | <b>20</b>       | <b>9</b>          | <b>3</b>         | <b>111</b>         | <b>166</b>            | <b>-54</b>         |



### Membership Composition June 2022 Cumulative



### Gender Composition June 2022 Cumulative

